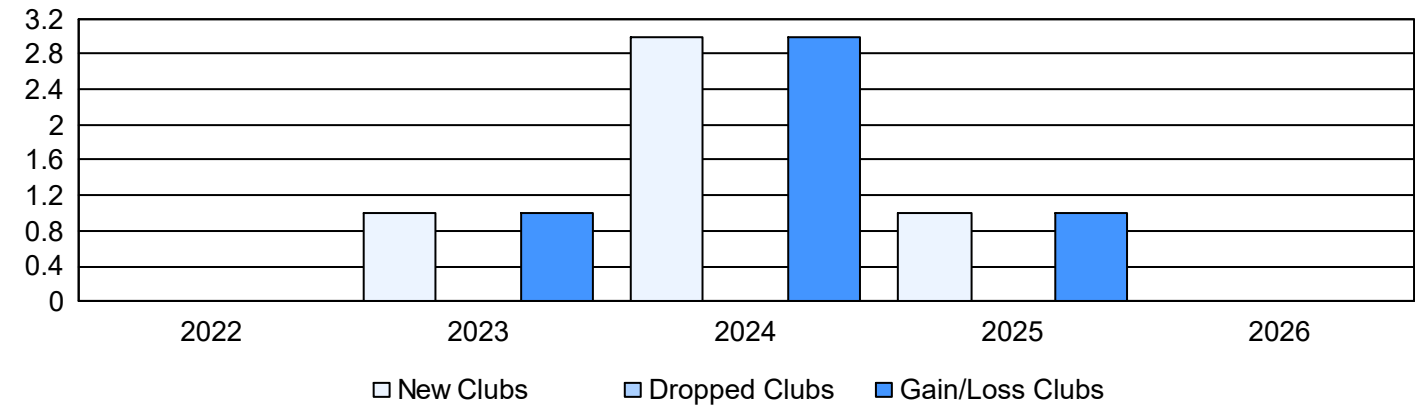
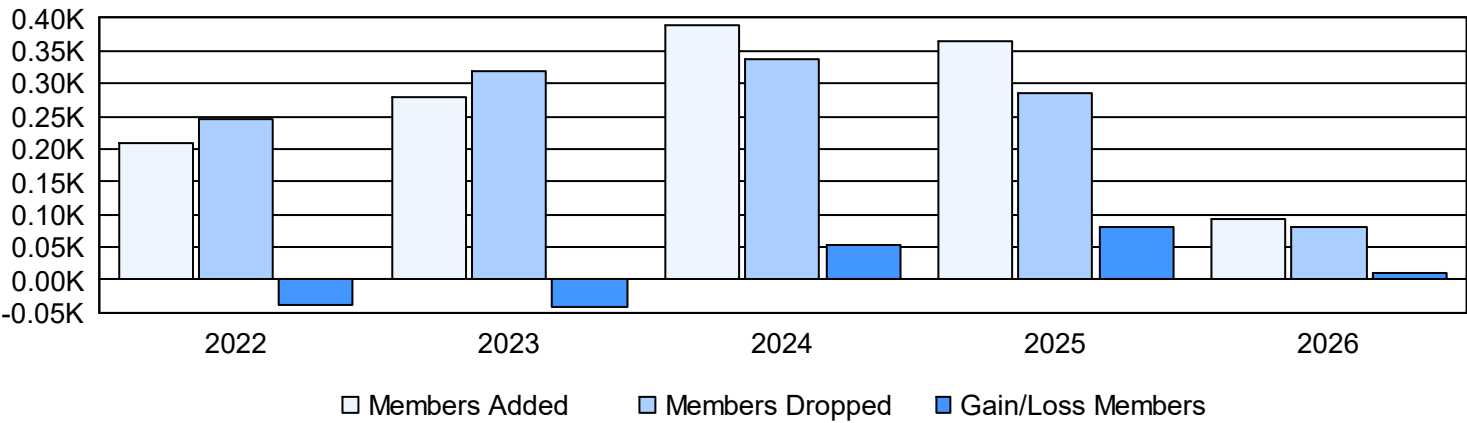


| Year | New Clubs | Dropped Clubs | Gain/ Loss Clubs | New Members | Charter Members | Reinstate Members | Transfer Members | Total Member Added | Total Members Dropped | Gain/ Loss Members |
|-----------|-----------|---------------|------------------|-------------|-----------------|-------------------|------------------|--------------------|-----------------------|--------------------|
| 2021-2022 | 0 | 0 | 0 | 198 | 2 | 8 | 0 | 208 | 246 | -38 |
| 2022-2023 | 1 | 0 | 1 | 211 | 53 | 14 | 1 | 279 | 319 | -40 |
| 2023-2024 | 3 | 0 | 3 | 262 | 105 | 20 | 1 | 388 | 336 | 52 |
| 2024-2025 | 1 | 0 | 1 | 249 | 105 | 11 | 1 | 366 | 284 | 82 |
| 2025-2026 | 0 | 0 | 0 | 89 | 0 | 2 | 1 | 92 | 82 | 10 |
| Average | 1 | 0 | 1 | 202 | 53 | 11 | 1 | 267 | 253 | 13 |

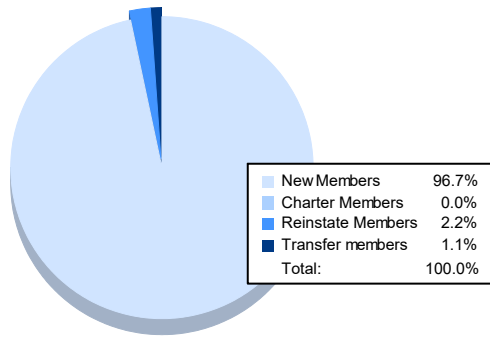
Clubs



Members



Membership Composition October 2025 Cumulative



Gender Composition October 2025 Cumulative

